

Performer P29, P29s

In this documentation you will find information about:

- Description
- Placement
- Maintenance
- Connections
- Flying system
- Options
- Dynamic Damping Control
- Technical specifications

Description

Double 15" semi full-range top with rotatable SA8535P neodymium Ribbon Compact Driver. Ideal in medium power applications where tops are flown somewhat further from the subwoofers.

Placement

The P29(s) can be placed directly on a Performer P17(s) bass cabinet or on a tube stand in combination with the optional pole adaptor. For exact positioning the road version has sliding feet which will put the P29s top cabinet exactly into place. With the standard Uni-Rig™ flying system, the P29(s) cabinet can easily be flown as well.

Maintenance

Maintenance on the P29(s), especially on the drivers, is best left to official Stage Accompany service personnel. However, cleaning of the cabinet can easily be done by yourself with a damp lint-free cloth

Connections

The P29(s) has an 8-pole SpeakON connector and should be connected to the connector panel of the appropriate power rack which comes with the Performer system. Because the P29(s) is a mid/high frequency cabinet it must be connected to the 'mid/high' output of the connector panel (see illustration below).

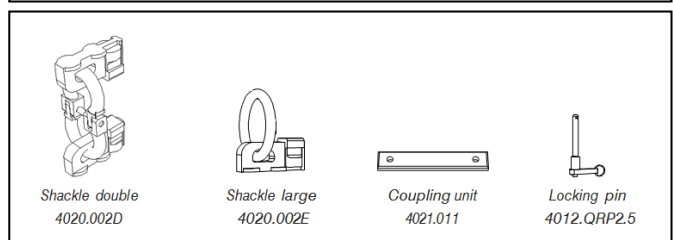
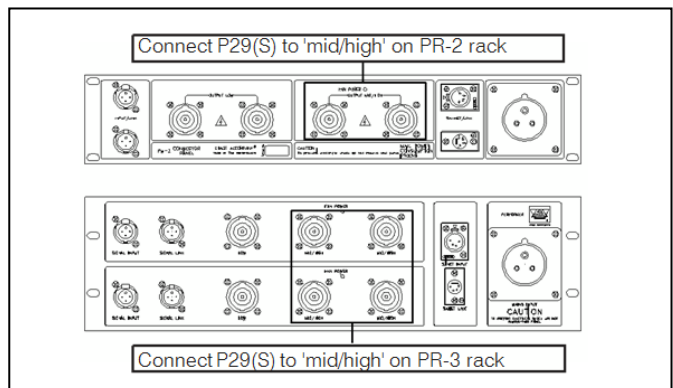

Flying system

The P29s standard equipped with the Uni-Rig™ flying system. The accompanying "fly-ware" can be ordered at your local dealer.

Options

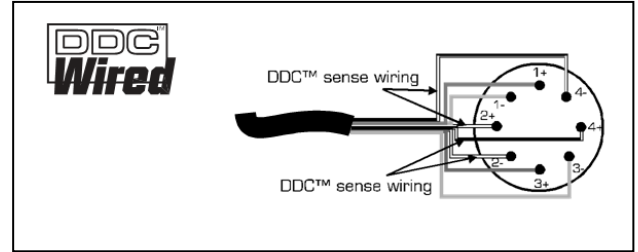
The P29 and P29s are standard finished in SA Black Protecture, but is also available in any possible RAL color (Multi Color Option).

On the P29(s) there is also a pole adaptor available for placement on a tube stand.



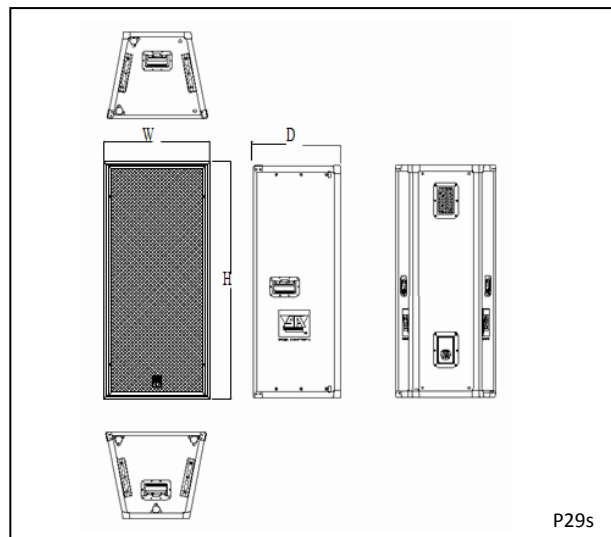
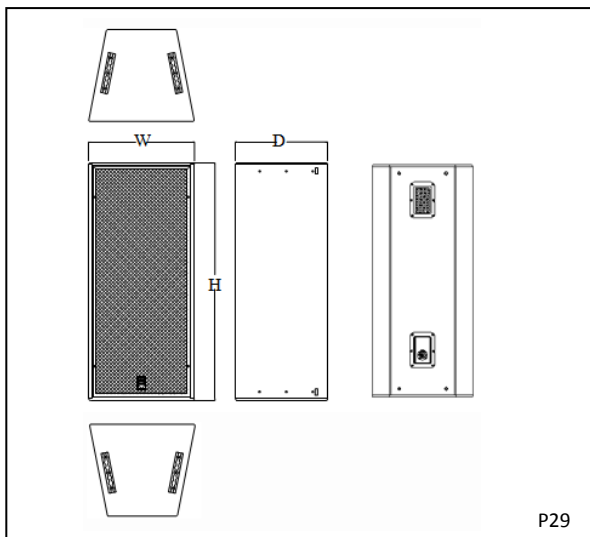
Wiring for DDC™

For absolute top quality sound reproduction, the P29(s) is equipped with Dynamic Damping Control™. The DDC™ system is based on two loudspeaker wires that return from the speaker to the (SA) amplifier. The picture on the right shows the wiring of SpeakON NL8 connector in combination with the DDC™ system.



Technical specifications

Frequency response	:	60Hz – 30kHz (+/- 3dB)
Transducers	:	2 x SA1502, 15" LF driver 1 x SA8535P, neodymium HF driver
Cross-over frequency	:	1000Hz
Recommended low cross-over frequency	:	70Hz
Nominal impedance	:	4Ω LF, 13Ω HF
Sensitivity @ 1W/1m	:	103dB LF, 107dB HF
Max. RMS power	:	800W LF, 60W HF
Max. Peak power	:	2000W LF, 1000W HF
SPL program/peak	:	131dB/135dB LF, 128/137 HF
Coverage angles (@ 2kHz H x V)	:	70° x 40°
Signal processing	:	presets for various controllers are available on request
Enclosure construction	:	15mm Birch plywood, 4 handles (P29s only), Protecture finish
Rigging	:	integrated flying hardware (P29s only)
Color	:	SA Black, other colors on request
Front	:	expanded steel with acoustic transparent cloth
Connectors	:	1 x SpeakOn NL8
Physical dimensions (H x W x D)	:	P29, 1158mm x 516mm x 450mm (45.6" x 20.3" x 17.7") P29s, 1163mm x 521mm x 455mm (45.8" x 20.5" x 17.9")
Weight	:	P29, 48kg (106.0lb) P29s, 53kg (117.0lb)
Warranty	:	5 years limited (1 year on 'moving parts')



Stage Accompany bv
Haven 28
2984 BR Ridderkerk
The Netherlands
Tel: 31 (0)180 426225
Fax: 31 (0)180 421831
E-mail: info@StageAccompany.com

Copyright 2013 Stage Accompany bv.
The information in this document is continually being developed. Whilst every effort has been made to make it as accurate as possible, no warranty of accuracy is made or implied by the makers. Stage accompany shall have neither liability, nor responsibility to any person or entity with the respect to loss or damages in connection with or arising from the information contained in this document

That's How Music Should Sound!